

electrical documentation
Elektrodokumentation



type Gerätetyp	rated voltage Bemessungsspannung	frequency Frequenz	rated power Bemessungsaufnahme	rated current Bemessungsstrom
C4e 6.10 ES	3N~ 400V	50/60Hz	11,0kW	15,9A
C4e 6.20 ES	3N~ 400V	50/60Hz	19,5kW	28,1A
C4e 10.10 ES	3N~ 400V	50/60Hz	19,5kW (13,5kW)	28,1A (19,6A)

Welbilt Deutschland GmbH

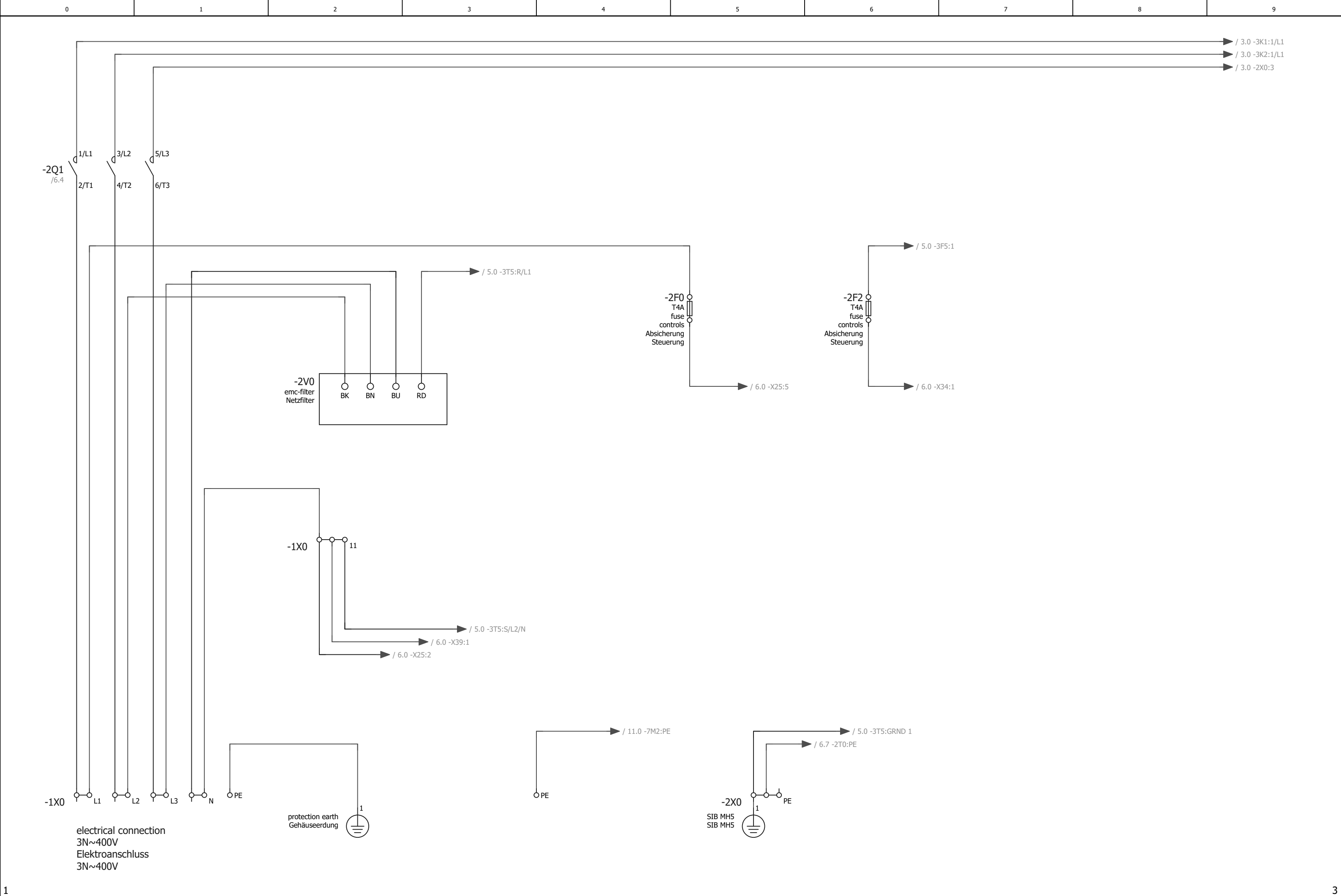
Talstraße 35
D-82436 Eglfing / Germany

+49 (0)8847 - 67 - 0

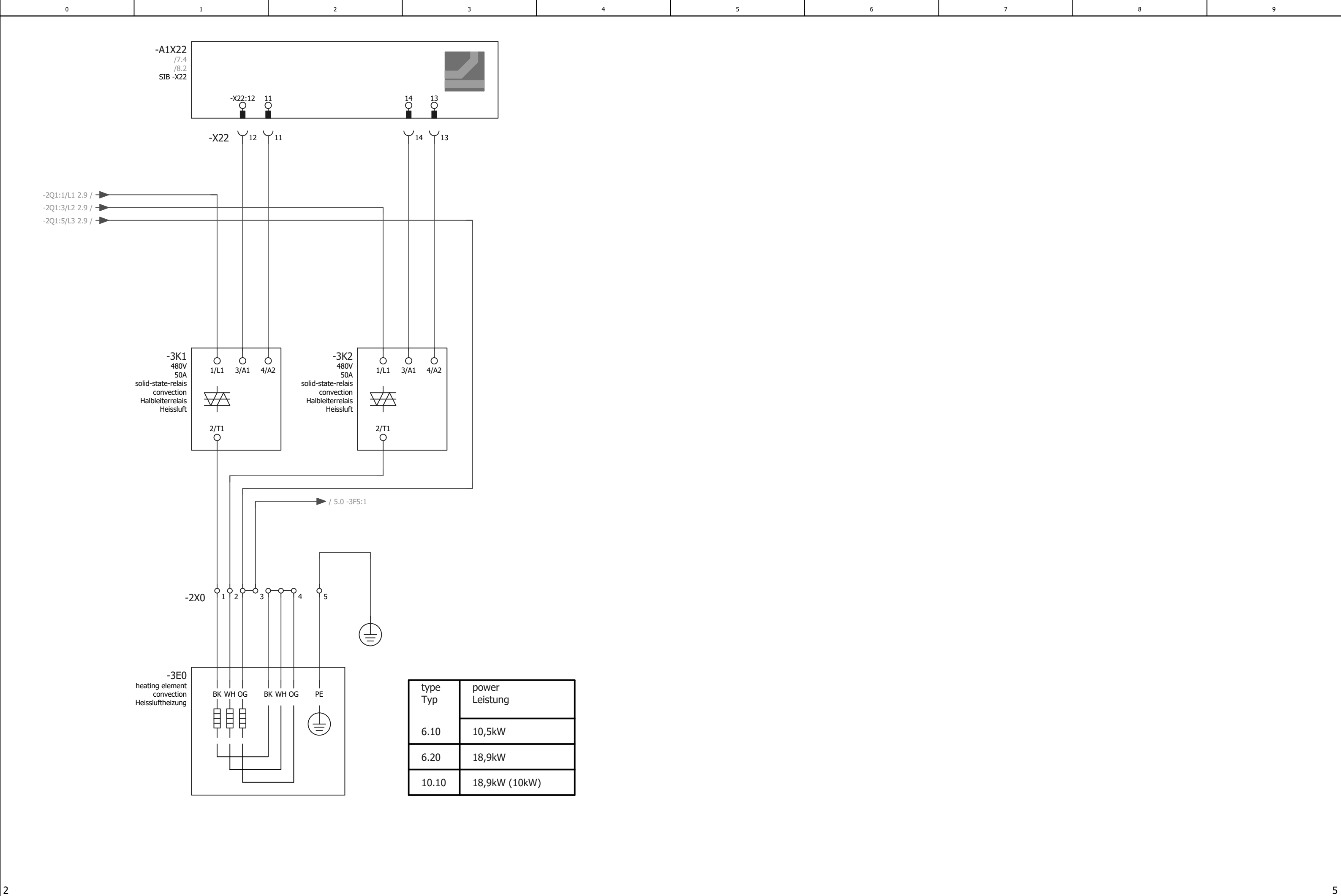
+49 (0)8847 - 67 - 414

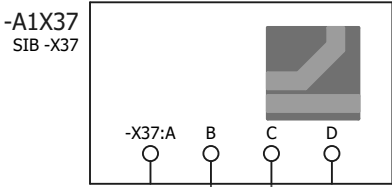
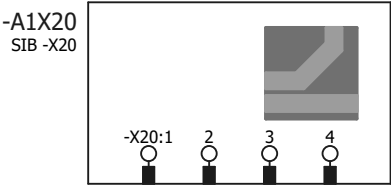
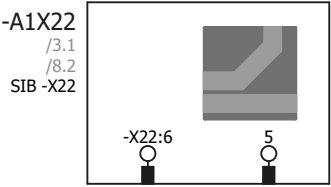
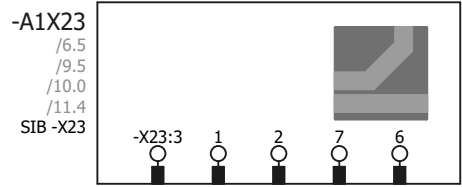
www.convotherm.com

fuses on site!
Please look at local supply regulations!
Absicherung bauseits!
Örtliche EVU-Vorschriften beachten!



				Drawn	4/26/2022	C4e 6.10 ES C4e 6.20 ES C4e 10.10 ES	Welbilt Deutschland GmbH Talstraße 35 D-82436 Eglfing / Germany @2016	supply Einspeisung	Project No.	= SLP	
				Name	Boe				5354220	+ MPL	
				App.	SchM				Drg. No.		Blatt 2
REV	Remarks	Date	Name	Norm		5154230				Seite 2 / 11	





SICOTRONIC

